

# Understanding and Using Fulton History Website Owner Tom Tryniski

[www.fultonhistory.com](http://www.fultonhistory.com) provides images  
and indexes for over 44 million pages of  
newspapers





# Tom & His Staff



©2012-2019 Dennis A. Hogan,  
[www.dennisAhogan.com](http://www.dennisAhogan.com)

...but really it's a 1  
person operation!

# Notes

- A copy of all slides of this presentation (with more detail than the handout) will be available on on my site, [www.dennisAhogan.com](http://www.dennisAhogan.com)

# Why use Newspapers

- Birth/Marriage/Death info
  - Substitute for Vital Records & Church Records
- Info about relatives & associates
- Learn tidbits about personality
- Get Lucky!

# Newspaper Sites

- New York State Free Sites
  - [www.fultonhistory.com](http://www.fultonhistory.com) 44+ million pages
  - <http://nyshistoricnewspapers.org/> 8+ million
  - <http://chroniclingamerica.loc.gov/> 14+ million  
(only downstate papers)
- Other newspaper resources
  - [www.theancestorhunt.com](http://www.theancestorhunt.com)
  - <https://www.cyndislist.com/us/>

# Some Website Background

- Tom was Corporate Director of Systems for a NYC firm
- In 1998 a friend's mother had some boxes of postcards from Fulton & upstate
- Some organizations that have used his site include: US Executive Office, Secretary of State, FBI, and CIA

# In the News

- Genealogy/Tech blogger, Dick Eastman, highlighted Tom Tryniski and his site.
- [Eastman Article link](#)
- [YouTube interview](#)

# Presentation Background

- The Church Records Preservation Committee (CRPC) of the Rochester Genealogical Society (<http://nyrgs.org/>) digitalizes records of the oldest churches in Rochester
- In August 2011, the CRPC visited Tom Tryniski in Fulton, NY.



# OCR Intro

- OCR stands for Optical Character Recognition
- OCR software translates words in image files into text files
- Image file >> OCR >> text file

# OCR for mere mortals...

- We would use an image of a newspaper clipping of so-so quality
- We would use free or inexpensive OCR software. See [www.freeocr.net](http://www.freeocr.net) for a list of free OCR software.
- We would edit the resulting text file to make corrections.
- Note - OCR is not perfect...a word that is human-readable may be interpreted differently by OCR.

# Tom's Approach

- High-end Hardware
- High-end Software
- Automation

# Scan Microfilm to digital images



- Microfilm is his input of choice
- Needs 35MB image for successful OCR
- This Wicks and Wilson 8850 scanner lists for \$80,000 - he paid \$35,000

The "slides" on the screen are individual images as they are being digitalized from microfilm. The images scroll from right to left. Once he has calibrated, the images fly by.





# Convert digital images to text

OCR (ABBYY FineReader)

He builds his computers.



# 3 Business Class Road Runner Modems with a balancer (in 2011)



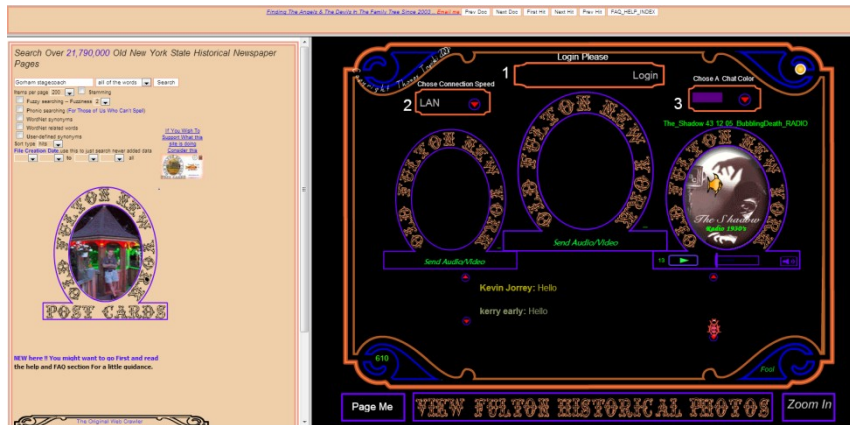


# Tom Monitoring Usage in Gazebo



# Website Usage

- [www.fultonhistory.com](http://www.fultonhistory.com)
  - Bookmark the search page instead of the home page, <http://www.fultonhistory.com/Fulton.html>



- It's a free site, consider a donation





# Website Usage

- Hovering cursor near bottom of image frame will display the Adobe Reader toolbar (unless a different reader is being used).

Request: hogan canandaigua  
5000 document(s) retrieved

Search Results

Score	Document
100%	<a href="#">Rochester NY Daily Record 1935 - 1126.pdf</a> ... 1. Kthel A Mointh to Albert White and wife of Canandaigua, O andauiga, [t ... Emmet Finagan and wife to turn in ... ... Vidor, Vidor, m <sup>o</sup> B Hunt to Edward M Daley of Canandaigua, Canandaigua, \$1 Finger Lake <sup>r</sup> Land Co, Inc, to Irene Crosby of ... ... 16-M Adelaide Sisson to Inez J Bx son of Canandaigua, Canandaigua, \$1, Inn J Sisson to M Adelaide Sisson to Inez J Canandaigua, Canandaigua, \$1, Boda Hogan and wife to Philip J Thomas and wife of ... ... Canandaigua, Can- andauiga, \$1 ... Vincent Crisci to Dellina Crisci of Geneva ... ... Geneva, \$1 James A Barry to George E Barry of Canandaigua, Canandaigua, Jr Vincenzo Crisci to Louis B Crisci of Geneva ...
1484682	
85%	<a href="#">Showville NY Enterprise 1954-1956 - 0346.pdf</a> THE ENTERPRISE, SHORTSVILLE, N. Y. WEDNESDAY, OCTOBER 27, 1954, Edward Hogan Proves Honey and Police Work Do Together, J. Edward Hogan, 210 Gibson--street, Canandaigua, is a police P T D A V F ... ... than police work and preparing and selling honey but Mr. Hogan gets along well with both of his jobs. Mr. Hogan was 60 years of age last Oct. However, in ... ... majority of his time to his work with bees. Mr. Hogan has been at the Bud-Corners of bee-keeping and ... ... years ago James Roat was a neigh-bor of the Hogan family in the Reed-Corners area and he told Ed Hogan that if he would assist him with breeding that summer ... ... swarm of bees. Long interested in bee-keep-ing, Mr. Hogan accepted the offer quickly. He remembers that the first year ... ... 96 boxes of fine, white honey which encouraged him the Canandaigua area, dealers and private individuals. Mr. Hogan's bees have ...
918655	
45%	<a href="#">Rochester NY Daily Record 1941 - 1376.pdf</a> 1941- ONTARIO COUNTY NEWS 129 Oak st, Binghamton, prop in Canandaigua, \$1, Vira B Austin, Canandaigua, et al. [Uma, prop ] ... Liabilities \$436.34, assets \$56 (850 J A Mointh, Canandaigua, claimed exempt), from Leo Robbins, truck, \$281.70, [30871-Vol ... ... prop. v Stanton Webster and wife, in Geneva, \$1, J Canandaigua, to Geo Walker, Harley Fardee, widower, Pratt's I Canandaigua, prop in Canandaigua, burg, to Ruby Lyon, Pratt's-gov ... ... -Matter of Julian E 5 2 5, S S Canandaigua from, D u i a salesman, 1514 Geneva st, U ... ... 37, assets \$152.88, \$50 (350 claimed exempt), Ross Pohcz, Canandaigua, from 11,2zz ... ... J Aldridge, auto ... ... 1 a n o " Rochester, right of way, Jesse Barnes, Canandaigua, to Wm Robbins et ano, Phelps, to Claude C Williamson ... ... 1941-XI 100 Gibbst st, and Anna Hoffman, Joseph P. Hogan 27, 659 Maple st o NCTXCB OF BALE STATE OF ... ... to Albert O Pk trustee, ed MrCamiel Sanders, Canandaigua, (—A S T A 17 n x b E A, C a T Graves Elevator ... ... Q A 1958, made by Anna G Jordan, George L More, Canandaigua, Canandaigua National Bank & Carl H Graham and wife, Can. ...
1368156	
45%	<a href="#">Showville NY Enterprise 1954-1956 - 0484.pdf</a> THE ENTERPRISE, SHORTSVILLE, N. Y., WEDNESDAY, MARCH 2, 1955, CANANDAIGUA PERSONALS—Albert W. Stevenson, 106 Bristol street, one of Cananda ... ... a few friends in his honor. Mr. Stevenson, a former Canandaigua merchant, is in vigorous health, continues to drive his car ...

Results Frame

Image Frame

Adobe Reader Toolbar



# "Results May Vary"

- How this site displays, depends on your:
  - Computer - pc, mac, tablet, ...
  - Operating System - Windows 7, 8, 10, Mac, ...
  - Browser & version - chrome, firefox, ie, ...
  - PDF Reader & ver - Adobe Reader, foxit, ...
    - chrome & firefox browsers have their own readers...
  - Version of the Hit Highlighter plug-in

# Search Hit Highlighting

- Do a simple search, select a result
- You want your search hits to be highlighted, like in this example:

16 THE GENEVA TIMES Friday

## Geneva beats DeSales Panthers

### W-Fl. Baseball

STANDINGS				
Northern Division				
	W.	L.	Pct.	GB
Geneva	9	1	.900	—
Newark	6	4	.600	3
Candaugus	5	5	.500	4
DeSales	3	6	.333	5½
Lyons	1	9	.100	8

Southern Division				
	W.	L.	Pct.	GB
Mynderse	8	2	.800	—
Penn Yan	7	2	.778	½
Watertoo	7	3	.700	1
Whitman	2	8	.200	6
Victor	1	9	.100	7

### Sports Menu

SATURDAY

Baseball  
Utica at Hobart, noon.  
Clyde-Savannah at Mt. Carmel (2), 6 p.m.

Lacrosse  
Army at Hobart, 2 p.m.

# What if your search hits are NOT highlighted?

**[Note - If you are seeing highlighted search terms, you do NOT need to follow the steps below.]**

Follow these 4 steps to implement Adobe Reader.

- Install or Upgrade Adobe Reader (free) to the latest version
  - <http://get.adobe.com/reader/>
- Install the highlighter plug-in for Adobe Reader
  - Click on FAQ\_HELP\_INDEX button (upper right corner of fultonhistory.com)
  - Ctrl-F to search for *highlighter*
  - Click on Hit Highlighter for Acrobat 10 for instructions on installing the plug-in.
- Upgrade your browser to the latest version
  - Chrome: [www.google.com/chrome](http://www.google.com/chrome)
  - Firefox: [www.mozilla.org/en-US/firefox/new/](http://www.mozilla.org/en-US/firefox/new/)
  - IE: [windows.microsoft.com/en-us/internet-explorer/download-ie](http://windows.microsoft.com/en-us/internet-explorer/download-ie)
- Modify your browser to use Adobe Reader as the default PDF reader
  - Chrome: <http://www.thechromesource.com/how-to-enable-adobes-pdf-reader-in-chrome/>
  - Firefox: [http://howto.cnet.com/8301-11310\\_39-57570666-285/how-to-change-the-built-in-pdf-viewer-in-firefox/](http://howto.cnet.com/8301-11310_39-57570666-285/how-to-change-the-built-in-pdf-viewer-in-firefox/)
  - IE: [http://www.ehow.com/how\\_5806814\\_enable-adobe-reader-helper-ie.html](http://www.ehow.com/how_5806814_enable-adobe-reader-helper-ie.html)

# Search Hit Workaround

- When image displays in the Image frame,
  - Do a CTRL-F
  - Select Highlight All
  - Enter search word
  - Click Next

CHRONICLE, MONDAY, JANUARY 9, 1939

## Car Crashes Off Manchester Road

They Became Mates Back in 1888

NS  
BY  
IDE  
ard  
87

ndling  
06 dur-  
res Lee  
729 on  
real 12-  
11, 1938,  
County

illions,  
1,000,000  
led for  
\$941,000  
1978, in-  
bever-  
me and  
to the  
gas or  
ng used  
only as

Oct. 21,  
he con-  
rk and  
1 trust

is 2684-  
Of this  
county  
highway  
85,094.43  
she will  
ling tax  
as an  
the she

Mr. Simpson appeared to be in good health and his death came as a shock to his family and friends. He was born Jan. 4, 1872, in Auburn, and came with his parents, the late Mr. and Mrs. Joseph Simpson, to live in Seneca Falls as a child. He attended the public schools here and was graduated from Mynderse Academy in 1890. After leaving high school he read law in the office of the late William and Clarence McDonald and was admitted to the bar in 1893. He practiced law for a short time and in 1897 accepted the position with the Bender Company. He traveled through New York State for the firm. He was a member of Poochobas Lodge, F. and A. M., and served as police justice here from 1898 to 1899. He was an elder in First Presbyterian Church and a charter member of the Seneca Falls Country Club.

### W. R. SIMPSON, 67, LAWYER, DIES IN AREA HOME

Seneca Falls Man Traveled for Albany Firm

Seneca Falls—William R. Simpson, 67, lawyer and traveling representative of the Matthew Bender Law Book Company, Albany, died unexpectedly yesterday morning in his home, 9 Troy St., after a heart attack.

They include Natilie Moon, Paul Bessage, James Townley, all of Lakemont; Joseph Strong Second Mile; John Putman, George Ardy, Howard Hendrick, Dundee; Anna Mae Richie and Bernhard Peterson, Penn Yan; Norma and Hilda Williams, Donald Emory, Middlesex.

New officers also will take over the reins at this meeting. Lyndon Moon as president; Rebecca Brant, vice-president; Helen Fulkerson, treasurer. The new officers are all from Lakemont.

Meeting nights of the council have been shifted this year from Monday to Friday to allow club members who are away at school to attend the sessions.

Topics for the year have been assigned as follows: February, health discussion; Rebecca Brant; March, social meeting, Natilie Moon; April, farm management, George Ardy; May, social meeting, Ervin Bishop; June, state police program; July, weekend camping trip; August,

### YATES 4-H UNIT WILL INITIATE NEW MEMBERS

Council's Meeting Night Changed To Friday

Penn Yan — The Yates County 4-H Club Council will initiate 12 new members at its first meeting for 1939 to be conducted Jan. 21 with Lyndon Moon, Virginia Kelsey, Ted Spence and Frank Hattings Jr. in charge.

### Pair to Mark 51st Wedding Date At Stanley Home Wednesday

Stanley—Mr. and Mrs. John Hogan, Stanley, RD, Wednesday will observe their 51st wedding anniversary quietly at their home. They were married by the Rev. Dennis English, that date in 1888 in the old St. Mark's Church.

# Searching

Search Over 21,790,000 Old New York State Historical Newspaper Pages

Hogan Canandaigua

all of the words



Search

- Enter your string
- Choose from dropdown (click on arrow):
  - All of the words
  - Any of the words
  - The exact phrase
  - Boolean
- Press *Enter* or click *Search*



# Searching Examples

- *john hogan canandaigua* with all of the words chosen, yields pages containing all 3 words which may be scattered. (case does NOT matter)
- "*john hogan*" *canandaigua* with all of the words chosen, yields pages containing all 3 words with john & hogan next to each other.
- "*john hogan*" -*hulk* with all of the words chosen, yields pages containing john & hogan next to each other and NO occurrence of hulk.

# Searching - Potential Problems

- Middle Names/Initials - "John Hogan" vs "John F. Hogan" vs "Hogan, John"
- Abbreviations - "William" vs "Wm" vs "W"
- Married names - "Mary Hogan" may be in the newspaper as "Mrs. John Hogan"
- Hyphenation - "Hog-an" vs "Hogan"
- Long words (Canandaigua, O'Shaughnessy) increase the odds of OCR "mistakes"

# Searching with Wildcards

- **Wildcard** characters:
  - Partial-word wildcards:
    - **?** matches 1 character, ex: H?gan would match Hogan, Hagan, Hegan, etc.
    - **\*** matches 0 to many characters, ex: Wil\* would match Wil, Wilson, Willson, Willoughby, etc.
  - Full-word wildcard:
    - **\*** matches 1 word, ex: "John \* Hogan"
  - **~~** numeric range, 1912~~1921 matches any page containing a number from 1912 to 1921

# Other Wildcards

- ~ invokes stemming, ex: hero~ matches hero and heroes.
- % fuzzy wildcard (not as effective as fuzzy checkbox)
- & synonym wildcard, headstone& matches tombstone Must select a synonym box!

# Boolean Searching

- MUST select the *boolean* option in the dropdown menu, for the following **operators** to function correctly:
  - A **and** B, both must be present
    - A B gives different results than A **and** B
  - A **or** B, at least 1 must be present
  - A **w/5** B, A must be within 5 words of B
    - A **w/1** B, A must next to B (also finds B A)
    - A **w/2** B, this is useful to allow for a middle name or initial (also finds B A)
  - A **not** B, A must be present but not B

# Boolean Searching Cont'd

- With the *boolean* option selected in the dropdown menu:
  - $A B \text{ not} = A \text{ and } B$ 
    - *John Hogan* = "John Hogan" (with the "all words" option)
    - *John and Hogan* = John Hogan (with the "all words" option)



# Boolean Searching Cont'd

- With the *boolean* option selected in the dropdown menu:
  - $A B \text{ not} = A \text{ and } B$ 
    - *John w/1 Hogan Canandaigua*  
Hogan must be next to Canandaigua
    - *John w/1 Hogan and Canandaigua*  
Hogan does NOT have to be next to Canandaigua

# Boolean Searching Cont'd

- With the *boolean* option selected in the dropdown menu:
  - A *w/2* B, this is useful to allow for a middle name or initial (also finds B A)
    - *John w/2 Hogan* finds
      - John Hogan
      - John Francis Hogan (or John F. Hogan)
      - Hogan, John

# Boolean Searching Cont'd

- mary w/2 hogan and (john w/2 hogan or francis w/2 hogan)
- Use parentheses to organize complex boolean search strings.
  - Contents of parentheses are evaluated first. Logic is evaluated from left to right.
  - This string will give completely different results if the parentheses are left out.

# Searching & OCR Results

- So far we've seen many ways to tailor our search string.
- These work fine assuming the OCR process has provided "correct" results (Hogan in the source doc is OCR'd as Hogan).
- What can we do when the OCR process is not successful? Examples:
  - Hogan OCR'd and indexed as Hagan
  - The source has a typo, Hogen

# Fuzzy Searching

Search Over 21,790,000 Old New York State Historical Newspaper Pages

Hogan Canandaigua    all of the words    Search

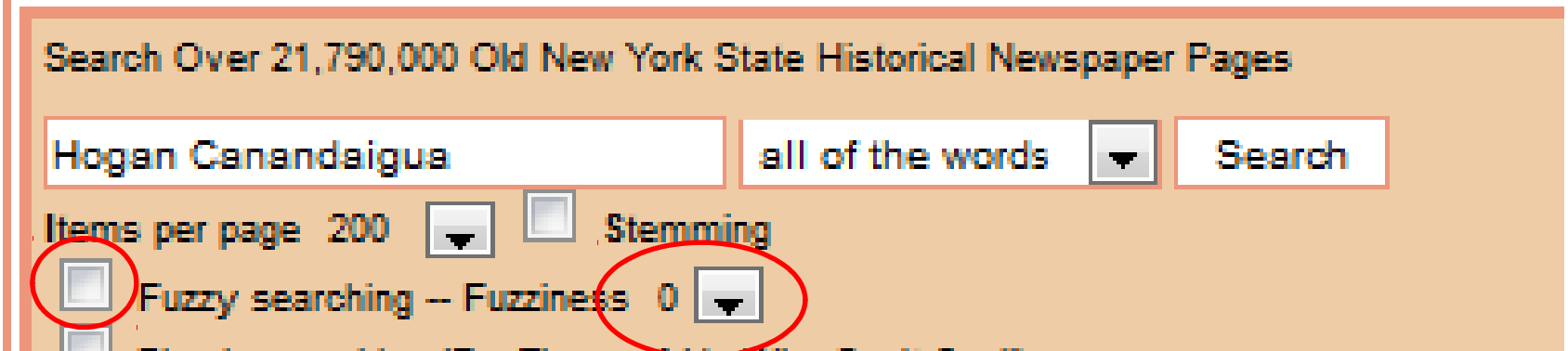
Items per page 200    Stemming

Fuzzy searching -- Fuzziness 0

- OCR is not perfect. OCR may produce something like *Hogam Camandugw* instead of *Hogan Canandaigua*.
- As long as I search for *Hogan*, I will NEVER find instances where OCR gave incorrect results for *Hogan*...like *Hogam* or *Hojan* or *Hagan* or ...



# Fuzzy Searching - Cont'd



- Fuzziness is a way to do non-exact searches. A fuzziness of 1 could be thought of as allowing 1 character to be different than what you had searched for.
  - \_ogan or h\_gan or ho\_an or hog\_n or hoga\_ or hogany
- Strategy: First search with NO fuzziness, then try fuzziness of 1, then 2, etc.

# Fuzzy Searching Alternatives

- The fuzzy search in FultonHistory is a great tool, but as an alternative try substituting letters in your search string. This is also a useful technique to use for search engines that do not offer fuzzy searches.
- For example consider searching for a word containing *rn*. The OCR process could easily yield *m* instead of *rn*. So substitute a *m* and repeat the search.
- A list of potential substitution pairs can be found at <http://www.theancestorhunt.com/blog/the-one-absolute-best-way-to-find-more-ancestor-articles-in-historic-newspapers-online#>.

# Stemming Searches

Search Over 21,790,000 Old New York State Historical Newspaper Pages

Hogan Canandaigua  all of the words

Items per page 200   Stemming

Fuzzy searching -- Fuzziness 0

- Stemming, when selected, adds extra search words for you. For example, if you search for *run*, the search engine might also search for *runs*, *running*, *ran*, *runner*, etc.
- Stemming is off by default.
- Example: Searching for *hero* does not find *heroes*. Same search with the Stemming box checked, will find heroes.

# Synonym Searches

Search over 39,328,000 Historical Newspaper Pages from the USA & Canada

hogan genealogy all of the words Search

Items per page 200  Stemming

Fuzzy searching -- Fuzziness 0

Phonic searching

WordNet synonyms

WordNet related words

- Selecting "WordNet synonyms" will cause searches for synonyms of genealogy, like family tree.
- Selecting "Stemming" will cause searches for singular & plural forms.

# What Newspapers are included?

- Click on FAQ\_HELP\_INDEX button (upper rt)
- Click Here, which is in the 1<sup>st</sup> sentence.
  - But results are NOT in alphabetical order
  - So click *Down Load This Index as an Microsoft Excel file* in the upper right corner
    - If you don't have MS Excel, choose the *Save* option to save to your computer. Then use FREE spreadsheet software to open: [Google Drive](#), [Zoho](#), [LibreOffice](#).



# Onondaga County Content

Newspaper Title	County	Time Period																				
		1800	1810	1820	1830	1840	1850	1860	1870	1880	1890	1900	1910	1920	1930	1940	1950	1960	1970	1980	1990	2000
Skaneateles NY Columbian 1835 - 1853	Onondaga				1835		1853															
Skaneateles NY Democrat 1843 - 1921	Onondaga					1843	1859							1921								
Skaneateles NY Free Press 1892 - 1989	Onondaga												1892								1989	
Syracuse NY Daily Courier 1856 - 1898	Onondaga						1856						1898									
Syracuse NY Evening Telegram 1898-1922	Onondaga												1898									1922
Syracuse NY Standard 1851-1899	Onondaga						1851							1899								
Syracuse NY Daily Journal 1847-1921	Onondaga					1847																1921
Syracuse NY Evening Herald 1877-1897	Onondaga								1877				1897									
Syracuse NY Post Standard 1900-1921	Onondaga												1900		1921							
Tully NY Independent 1967 - 1978	Onondaga																		1967	1978		
Tully NY Times 1855 - 1945	Onondaga						1855									1945						
Fayetteville NY Bulletin 1901-1989	Onondaga													1901								1989
Fayetteville NY Luminary 1840 - 1842	Onondaga						1840 1842															
Fayetteville NY Onondaga Independent 1899	Onondaga													1899								
Fayetteville NY Weekly Recorder 1866-1897	Onondaga								1866						1897							
Fayetteville NY Thrift News 1935 - 1941	Onondaga															1935	1941					
Fayetteville NY National Citizen & Ballot Box 1878-1881	Onondaga								1878	1881												
Baldwinsville NY Republican 1843 - 1846	Onondaga						1843 1846															
Syracuse NY Daily Star 1847- 1852	Onondaga						1847	1852														
Syracuse NY Empire State Democrat 1843 - 1844	Onondaga						1843 1844															
Syracuse NY Evening Chronicle 1853 - 1855	Onondaga							1853 1844														
Syracuse NY Gazette & General Advertiser 1828 - 1829	Onondaga				1828 1829																	
Syracuse NY L'UNIONE (Italian Newspaper) 1908 - 1909	Onondaga													1908 1909								
Syracuse NY Onondaga Standard 1841 - 1849	Onondaga					1841 1849																
Syracuse NY Republican 1853 - 1854	Onondaga						1853 1854															
Syracuse NY Sunday Times 1876-1880	Onondaga								1876	1880												
Syracuse NY The Carson League 1851- 1854	Onondaga						1851 1854															
Syracuse NY Weekly Express 1887 - 1892	Onondaga												1887	1892								
Syracuse NY The State league 1851 - 1869	Onondaga							1851	1869													
Syracuse NY Wesleyan 1853 - 1856	Onondaga							1853 1856														
Syracuse NY Religious Recorder 1851 - 1853	Onondaga							1851 1853														
Baldwinsville NY Onondaga Gazette 1846 - 1857	Onondaga						1846	1857														
Baldwinsville NY Messenger 1941 - 1988	Onondaga														1941						1988	
Baldwinsville NY Gazette Farmers Journal 1879 - 1965	Onondaga									1879										1965		
Marcellus NY Observer 1879 - 2007	Onondaga									1879												2007
Baldwinsville NY Gazette Anniversary 1846-1896	Onondaga						1846								1896							
Syracuse NY Herald 1904-1929	Onondaga												1904		1929							
Syracuse NY Journal 1922-1945	Onondaga														1922	1945						
Cicero NY Patriot 2000-2013	Onondaga																					2000- 2013

# How to Search in a Specific Newspaper

- Assume I want to search the *Holley NY Standard* for time frame of 1931 or 1932 for surnames *Molison* and *Totter* within 20 words of each other.
- Select Boolean from the drop down

# How to Search in a Specific Newspaper

- Then enter the following:  
*Holley NY Standard and 1931~~1932 and Molison w/20 Totter*
  - Name of paper must be in same format as in the fulton history list. (same as used in the results frame)
  - ~~ = 2 tildas (left of the 1 key) indicates year range (year range is optional)
  - w/20 indicates within 20 words

# Search in a Specific Newspaper II

- Select Boolean from the drop down
- Then enter the following: (Filename contains (*Holley NY Standard*)) and 1931~~1932 and *Molison w/10 Totter*

OR

(Filename contains (*Holley*))...

- “Filename” refers to the PDF filename like what is listed in the results frame on the left

# How to Display the Next Page of the Paper (or the Previous)

100%

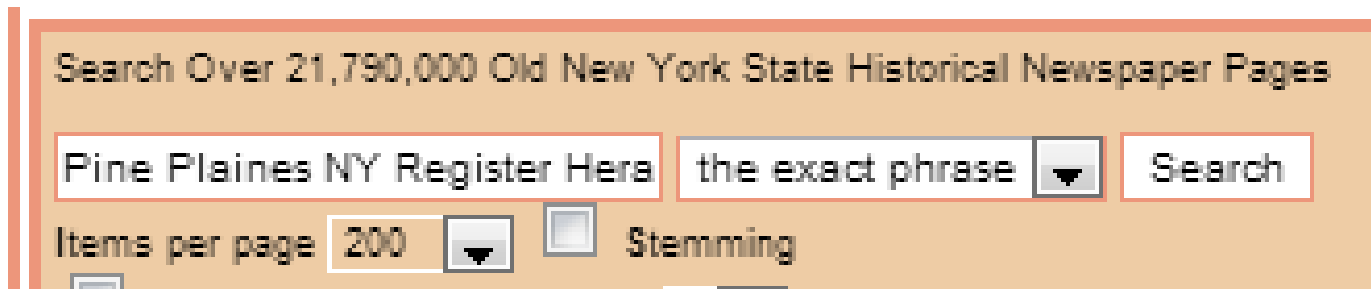
[Pine Plains NY Register Herald 1997 Grayscale - 0520.pdf](#)

...NY Register Herald\Pine Plains NY Register Herald 1997 Grayscale - 0520.pdf

- In the Results frame, the name of the newspaper is listed followed by a 4 digit number & .pdf
- For the Next Page, you want the 4 digit number + 1 & for the Previous Page, you want the 4 digit number - 1
- For the Front page of the issue, you need to work your way back. If the page number is displayed in the current image frame, you may be able to calculate the number for the Front page.

# How to Display the Next Page of the Paper (or the Previous)

- From the listing in the Results frame:
  - select the underlined listing & copy it.
  - Paste into the search box
  - Adjust the 4 digit number as desired
  - Select *the exact phrase* from the drop down menu
  - Click Search



Search Over 21,790,000 Old New York State Historical Newspaper Pages

Pine Plains NY Register Here the exact phrase Search

Items per page 200 Stemming

The screenshot shows a search interface with a title bar, a search input field containing 'Pine Plains NY Register Here', a dropdown menu set to 'the exact phrase', a 'Search' button, and options for 'Items per page' (set to 200) and 'Stemming'.

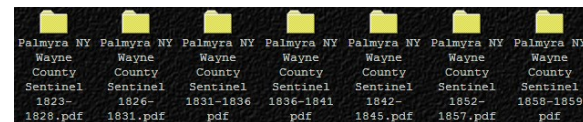


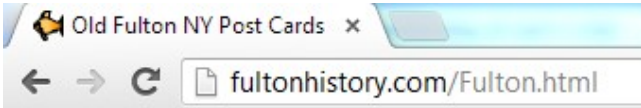
# Another way to Display the Next Page of the Paper (or the Previous)

- Click on FAQ\_HELP\_INDEX button (upper right)
- Click Here, which is in the 1<sup>st</sup> sentence.
- Click on the desired newspaper (or click *Down Load This Index as an Microsoft Excel file* in the upper rt corner & click on the desired newspaper)



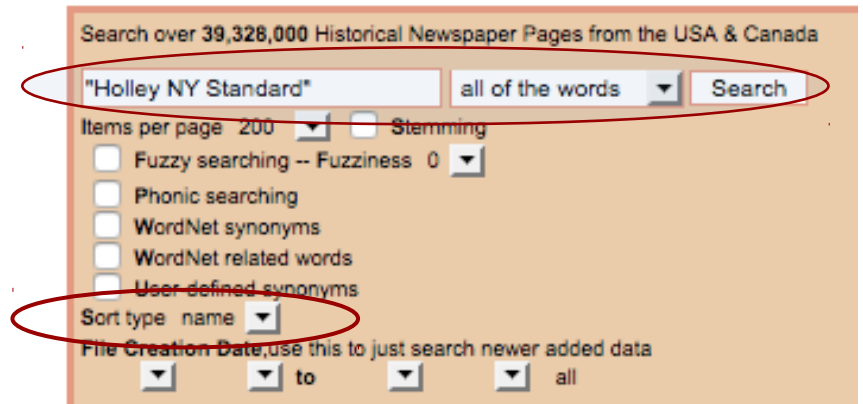
- Click on the desired folder, which yields a list of PDF files (1 file for each page)



-  file & the image displays
- Click on the back arrow (left) to take you back to the PDF listing where you can choose the next or previous (or any) page.

# YET Another way to Display a Sequential list of pages of a paper

- Enter the standard Name in quotes
- Select *name* from the "Sort type" pull-down menu
- Click *Search*



16%	<a href="#">Holley NY Standard 1897-1903 - 0621.pdf</a> ...Block, Holley. CROCKERY, FURNITURE AND UNDERTAKING. Filename: I:\Newspaper 15\Holley NY Standard\Holley NY Standard 1897-1903\Holley NY Standard 1897-1903 - 0621.pdf ... 956160
16%	<a href="#">Holley NY Standard 1897-1903 - 0622.pdf</a> ...Imf S. C» Dmsfitt *[]*ha* ***** Filename: I:\Newspaper 15\Holley NY Standard\Holley NY Standard 1897-1903\Holley NY Standard 1897-1903 - 0622.pdf ...

# Helpful Tools for working with FultonHistory.com

- Graphics Tools - to edit an image file
  - Paint: free & easy to use. [(Windows) Start Button > All Programs > Accessories] Note - can Not edit PDF files.
  - [Photoshop Elements](#): relatively inexpensive & sort of easy
  - [Gimp](#): free & has learning curve
  - [Photoshop](#): expensive & deadly learning curve
- Snipping Tools - to capture a portion of a screen
  - Snipping Tool: free & easy to use. [(Windows) Start Button > All Programs > Accessories]
  - To find others: search on *free snipping tool*
- Image Organization Tools - to organize image files & do basic editing
  - [Picasa](#): free & easy to use - not currently supported
  - Vivid-Pic Restore: An new program you might like

# Saving an Article

- Some approaches:

- 1) Screen Shot

- 1) Open your graphics program & minimize

- 2) Press *Print Screen* button on keyboard (this copies image of screen to the clipboard)

- 3) Paste (CTRL-V) to the graphics program

- 2) Whole newspaper page

- 1) Right click on link in Results frame & Select *Save Link as...* to save PDF file.

- 2) If editing is necessary, open the PDF file in a graphics program (Paint will not open a PDF.)

## Saving an Article - Cont'd

- 3) Snip relevant portion of the page
  - 1) Open your graphics program & minimize
  - 2) Snip the banner (paper name, date, page) and article. (I also copy the blue link from the results frame.)
  - 3) Paste (CTRL-V) to the graphics program

# Saving an Article - Cont'd

- Example (text file saved as pdf):

From <http://nyshistoricnewspapers.org/>

[Livingston Republican. \(Geneseo, N.Y.\), March 23, 1933, Page 7, Image 7](#)





## Saving an Article - Cont'd

- Suggestion: Create a master source in your genealogy database and attach the resulting image.
- If the image is hard to read, create a transcription in a text file and attach that to the master source also.
- **An Easy Way to create a Transcription:**
  - Open your word processing program (Word, notepad, etc.)
  - In the image frame of fultonhistory.com, select & copy the desired text [Don't snip which results in an image file]
  - Paste into the word processing program (editing will be necessary)

## Printing an Article

- First, save the article (see previous slides)
- Then, open the file for the saved article (double click). The program that opens the file should be able to print the file.

# Cite what you Sight

- When you use information from the Fulton History site, you are looking at a website, not at a newspaper. So, you must cite the website as your source (as well as the newspaper).
  - If you view a microfilm, cite the microfilm. If you hold a newspaper in your hands, cite the newspaper.
- Citation Content
  - author, article title, newspaper name, date, page, column, indicate digital image, website name, home page URL, date accessed, optional citation detail

# Cite what you Sight - Cont'd

- Example Citation

- "Pair to Mark 51st Wedding Date," *Rochester (New York) Democrat and Chronicle*, 9 Jan 1939, p. 12, col. 5; digital image, *Fulton History* (<http://www.fultonhistory.com> : accessed 9 Mar 2013), Rochester NY Democrat Chronicle 1939 - 0333.PDF.

- Citation Authority

- Elizabeth Shown Mills is the recognized authority on citing historical records. For more information about this topic, see her website at [www.historicpathways.com](http://www.historicpathways.com).
- See *Evidence! Explained*, section 14.22 for citing online images of newspapers.

## site: Another Way to Access FultonHistory.com

- Google can be used to search fultonhistory.com by using the **site:** command in the google search box
  - **site:fultonhistory.com hogan**
  - **"john hogan" OR "john \* hogan"  
OR "hogan john"  
site:fultonhistory.com**

## Another Way to Access FultonHistory.com - Cont'd

- "Quick & Dirty" way to search Fulton History site
- Works for devices without "Flash" like iPads
- **Must use google syntax.** No way to simulate important Fulton History features like fuzzy search.
- **site:** command is useful for GenWeb-type sites!!
  - "john hogan" OR "john \* hogan" OR "hogan john"  
**site:http://ontario.nygenweb.net/** [Ontario County (NY) genweb site]
  - **site:http://ontario.nygenweb.net john AROUND(2) hogan**



## Want Your Microfilm OCR'd and Indexed?

"If you are a non-profit organization which has microfilm of any New York State Newspaper or other N.Y. Historical Documents which you would like to have converted to digital format and OCR'd for your non-profit use, *and you would allow this site to share a copy of it so all could enjoy*, I would consider doing it at no charge. Contact me at [tryniski@fultonhistory.com](mailto:tryniski@fultonhistory.com)"

Happy Hunting